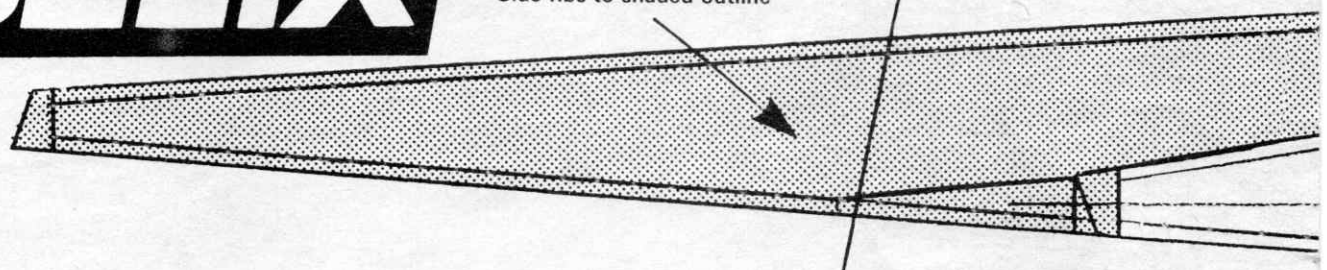


OBELIX

W1 to this line 2 o

Side ribs to shaded outline



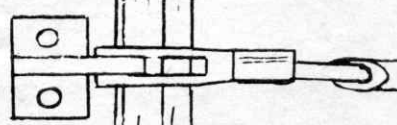
Side ribs

W1


W1

W1

W1




$\frac{1}{8}$ false trailing edge



Elevator — bottom hinge use 'Magic Tape'

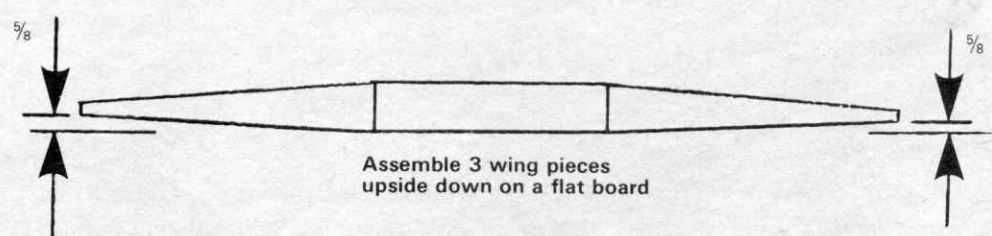
$\frac{1}{4} \times \frac{3}{16}$ sp

$1\frac{1}{4} \times \frac{5}{8}$ elevator



Aileron — top hinge use 'Magic Tape'

$\frac{3}{8}$ balsa trailing edge



Assemble 3 wing pieces upside down on a flat board